



Commercial
Vehicles

The Transporter 6.1



The original.

The vehicle that gave its name to this vehicle category and the benchmark for its class: on the market for over 70 years and winner of many awards.

Impressive range of variants.

The Transporter is available as a Delivery Van, Delivery Van Plus, Kombi and Dropside Van in over 400 model variants. Different roof heights, wheelbases, seating packages and platforms are available, depending on model.

Proven quality.

Ultra-robust bodywork, durable materials and highest-quality workmanship.

New on-board electronics.

Function control unit¹⁾ for customer-specific equipment configurations and electromechanical power steering. The servo concept offers active and adaptive support in almost all driving situations and provides the basis for a host of innovative driver assistance systems.

Modern driver assistance systems.

Now also with side protection system^{1), 2), 3)}, Cross Wind Assist^{2), 3)}, lane keeping system^{1), 2), 3), 4)}, Park Assist^{1), 2), 3)}, Rear Traffic Alert^{1), 2)} and trailer manoeuvring system^{1), 2), 3)}. The rear view camera system¹⁾ is now available in conjunction with rear wing doors for the first time.



The icon, updated
The Transporter

6.1

1) Option at extra charge. 2) Within the system's limits. 3) Not available for open bodies. 4) The driver must be prepared at all times to override the assist systems. They are not released from their responsibility to drive with the utmost care. Illustration includes options at extra charge. Please contact your local Volkswagen Commercial Vehicles dealer for details of the standard equipment and optional extras available in your country.



- 01 Instrument cluster
- 02 "Premium" multifunction display¹⁾
- 03 "Discover Media" navigation system¹⁾
- 04 Two-part stowage compartment
- 05 12 V socket
- 06 Lockable glove box
- 07 Folding rule compartment
- 08 Open stowage area
- 09 Drink holder

¹⁾ Option at extra charge. ²⁾ Standard equipment for Transporter Dropside Van with one stowage box. Option at extra charge for the Transporter Delivery Van, Transporter Kombi and Transporter Delivery Van Plus with two stowage boxes. Not available in combination with under-seat loading function. ⁴⁾ To use We Connect services, you need to have a Volkswagen ID user account, and must log into We Connect with your username and password. In addition, a separate We Connect contract or We Connect Plus contract must be concluded online with Volkswagen AG. For We Connect Plus, you have 90 days from the handover of the vehicle to register the vehicle at portal.volkswagen-we.com, and use the services for the full duration of the agreed free period. Illustration includes options at extra charge. Please contact your local Volkswagen Commercial Vehicles dealer for details of the standard equipment and optional extras available in your country.

Optimised, ergonomic driver's workplace.

Continuously adjustable steering wheel and driver seat, dimensionally stable comfort upholstery, newly designed dash panel and excellent all-round visibility.

High flexibility.

New under-seat loading function¹⁾, modular seat attachment system¹⁾, large selection of seating packages and new 2-seater front passenger bench seat with lockable stowage compartment²⁾.

Upgraded standard equipment.

In addition to many additional new standard equipment features, all vehicles now come with a radio system including hands-free system and USB port, LED interior lighting, central locking system and electric windows.

Excellent connectivity.

New radio and navigation systems¹⁾ with up to 20.3 cm (8 inch) touchscreens, online thanks to embedded SIM card, driver assistance systems, digital fleet management Volkswagen We Connect Fleet^{1), 3)} and inductive¹⁾ smartphone charging.

Robust interior.

New cockpit: dash panel, door, side and seat frame trim are finished in a dark anthracite colour that doesn't show dirt.



Optimum space utilisation.

No space wasted, with up to 2,975 mm^{1), 2)} long and 1,940 mm^{1), 3)} high load compartment, plenty of space in the driver's cab and an intelligently designed storage system.

Innovative transport solutions.

Universal floor⁴⁾ for standardised shelving, roof fan⁴⁾ and additional load compartment vents⁴⁾, full hardboard side trim panelling⁴⁾ and new under-seat loading function⁴⁾ with 350 mm¹⁾ more space for long items with a length of up to 3,325 mm^{1), 2)}.

Optimum off-road capability.

4MOTION all-wheel drive^{4), 5)} DSG dual clutch gearbox^{4), 5)} Hill Descent Assist^{4), 6), 7)}, Hill Start Assist⁷⁾ and mechanical differential lock^{4), 6)}.

Can be customised for practically all applications.

Close cooperation with certified premium partners and renowned manufacturers of industry-specific conversion solutions.

Perfect service.

Inexpensive leasing and finance models, a variety of insurance offerings, individually tailored services and benefit programmes.

1) Please note that these are approximate values and dimensions may vary due to manufacturing tolerances. 2) In the long wheelbase vehicle. Measured at the floor height of the vehicle floor. 3) With high roof. 4) Option at extra charge. 5) Not available for all engines. 6) Only available in conjunction with the 4MOTION all-wheel drive. 7) Within the system's limits. Illustration includes options at extra charge. Please contact your local Volkswagen Commercial Vehicles dealer for details of the standard equipment and optional extras available in your country.

Contents

08	Model variants
10	Transporter Delivery Van
18	Transporter Kombi
24	Transporter Delivery Van Plus
28	Transporter Dropside Van
34	CustomizedSolution bodies and conversions
36	ABT e-Transporter
38	Drive technologies
40	Driver assist systems
42	We Connect Fleet and We Connect
44	Equipment
49	Seat upholstery
50	Paint finishes
52	Wheels
54	EDITION package



Always gives its all.

Transporter Dropside Van.

The inspiration for the "Bulli" was provided by the so-called "Plattenwagen" flatbed trucks used in the Volkswagen factory. The Transporter remains true to its roots with the Transporter Dropside Van. It is available in single and double cab versions with various platform variants.

Transporter Delivery Van.

It was the solution for transport bottlenecks over 70 years ago. Today, the Transporter Delivery Van offers greater performance than ever before. It combines an impressive load compartment height with modern support in road traffic through driver assistance systems.

Transporter Delivery Van Plus.

The vehicle combination for both passenger and goods transport known initially as a "Dutch double cab" has been part of the Transporter series for a long time now. Up to six persons and a maximum of two Euro pallets can be transported at the same time.

Transporter Kombi.

With its easily removable seat rows for easy changeover between transport of passengers and cargo, the Transporter Kombi has been a firm favourite since 1950. The variable interior and wide range of seat variants offer the perfect solution in practically nearly every situation.

Space for everything.

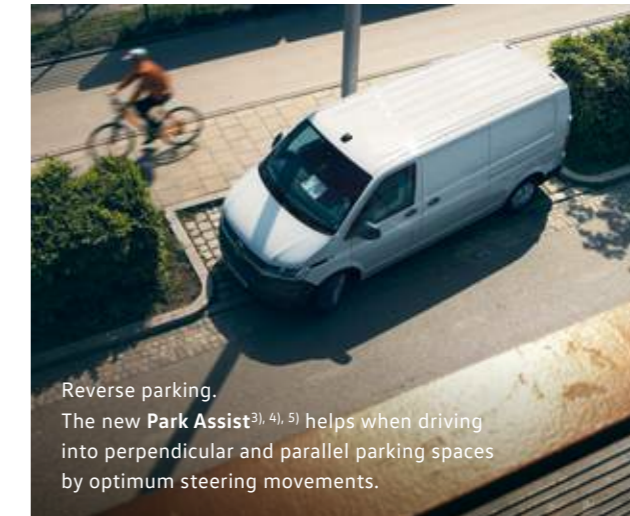


Transporter Delivery Van

Full load. Heavy traffic. Many stops. The Transporter Delivery Van offers practical assistance for all these things. With its especially low loading sill, impressive load room height and its intelligently designed load securing options, it offers ideal working conditions. With the electromechanical power steering system, it now offers even more helpful driver assistance systems when on the road.

Highlights


- Largest number of variants in its class
- Maximum trailer weight up to 2.5 t
- Payload up to 1.4 t
- Optimum ratio of vehicle length to loading length
- Space for up to three Euro pallets
- Up to 6.7 m³ load compartment volume¹⁾
- Up to 1,940 mm²⁾ load compartment height
- Two wheelbases and roof heights
- Large range of partitions
- Ergonomic workplace
- Cross Wind Assist^{3), 4)} **NEW**



Reverse parking.
The new **Park Assist**^{3), 4), 5)} helps when driving into perpendicular and parallel parking spaces by optimum steering movements.



Increasingly dense traffic.
The **lane change system**^{3), 4), 5)} monitors the area that the driver cannot see.



Designed for extreme loads.
The new **Courier package**^{3), 6)} provides targeted reinforcement of the parts of delivery vehicles that are subjected to particularly high loads.

1) With long wheelbase and high roof. 2) With high roof. Please note that the values are approximate and that the dimensions may vary due to production tolerances. 3) Within the system's limits. 4) Not available for open bodies. 5) Option at extra charge. 6) Will be introduced at a later date. Illustrations include options at extra charge. Please contact your local Volkswagen Commercial Vehicles dealer for details of the standard equipment and optional extras available in your country.



Always have a safe option available. The **lashing rails**¹⁾ offer additional support for tensioning straps on the side panels, floor and partition wall.



Accommodate long load items. The new **under-seat loading function**¹⁾ allows safe storage of materials with a length of up to 3,325 mm²⁾.³⁾




Load Euro pallets from the side. The **sliding door** makes working with a forklift truck easier thanks to its large effective opening width of 1,017 mm³⁾.⁴⁾



Protect against theft. The new **load compartment locking system**¹⁾ allows the load space to be locked separately from the cab.




Loading and unloading in urban areas. The **rear wing doors**¹⁾ permit flexible use of the 1,473 mm³⁾ wide rear opening of the load compartment.




Secure heavy loads. The **lashing eyes** on the floor are mounted so that a Euro pallet fits between them.

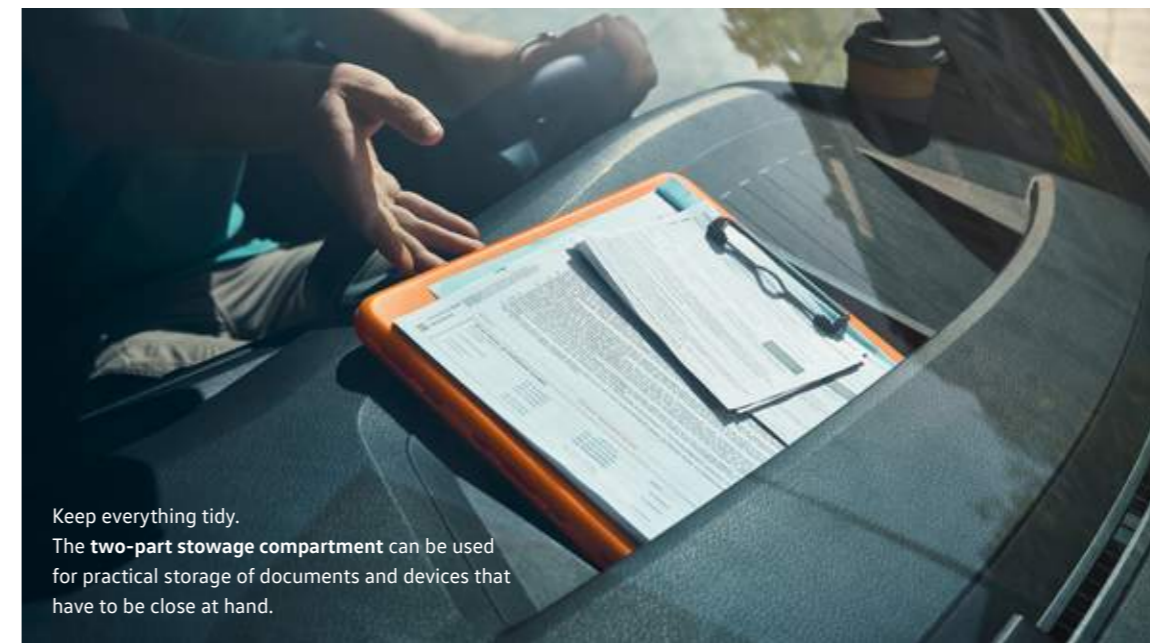
1) Option at extra charge. 2) In the long wheelbase vehicle. Measured at the floor height of the vehicle floor. 3) Please note that these are approximate values and dimensions may vary due to manufacturing tolerances. 4) Valid for mechanically operated sliding doors. Illustrations include options at extra charge. Please contact your local Volkswagen Commercial Vehicles dealer for details of standard equipment and optional extras available in your country.



Keep an overview.
The comfortable **driver's workplace** offers completely new qualities in parking position. There are a large number of shelf areas, and the new LED interior lighting provides optimum working light.



Space for a long day.
The **double stowage** areas in the doors provide plenty of storage space for documents, devices and provisions.




Keep everything tidy.
The **two-part stowage compartment** can be used for practical storage of documents and devices that have to be close at hand.



Smartphones always charged.
The new **"Comfort" mobile phone interface with inductive charging function*** charges compatible devices when they are located in the compartment.

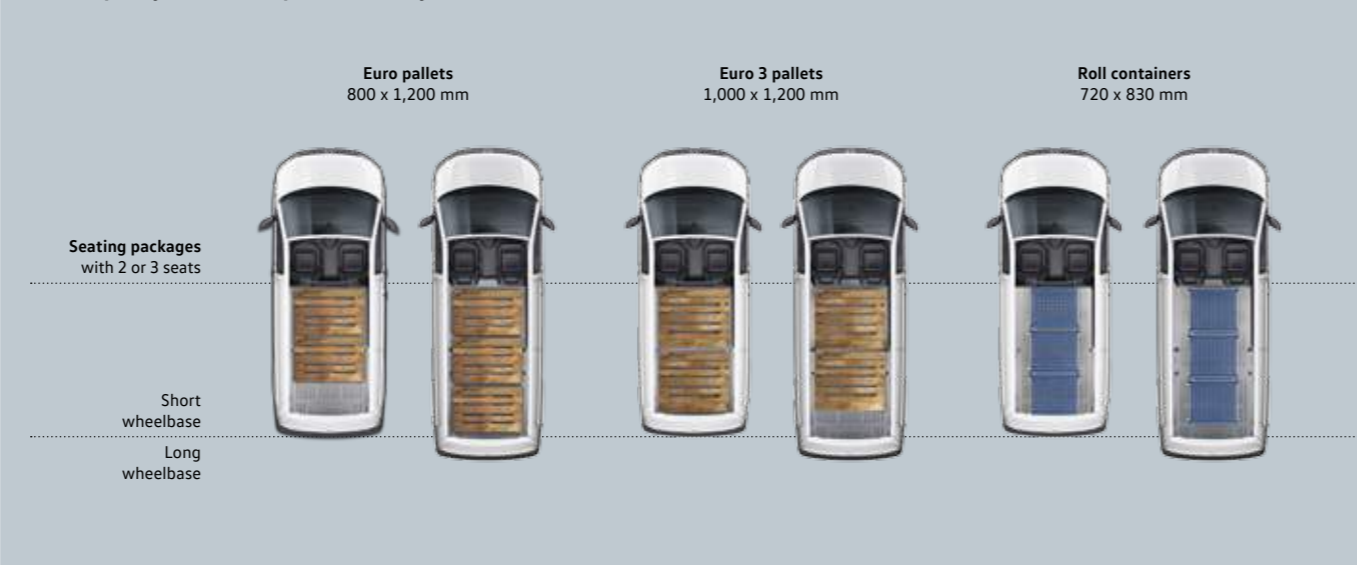
Technical data and standard equipment

Transporter Delivery Van



Dimensions	Normal roof Short/long wheelbase	High roof Long wheelbase
Load compartment		
Area in m ²	4.3 / 5.0	5.0
Sliding door		
Width x height in mm ¹⁾	1,017 x 1,282	1,017 x 1,282
Electric sliding door		
Width x height in mm ¹⁾	954 x 1,282	954 x 1,282
Tailgate		
Width x height in mm ¹⁾	1,473 x 1,299	—
Wing door		
Width x height in mm ¹⁾	1,473 x 1,299	1,473 x 1,694
Turning circle		
in mm ¹⁾	11,900 / 13,200	13,200
Weights (in kg)		
Gross vehicle weight rating	3,200 / 3,200	3,200
Maximum trailer weight	up to 2,500 ²⁾ / up to 2,500 ²⁾	up to 2,500 ²⁾
Maximum roof load	150 ³⁾ / 100	100

Load capacity in the Transporter Delivery Van



Exterior

Bumpers, radiator grille, exterior mirror housings, door and tailgate handles in Black
Radiator grille with double chrome trim strip **NEW**
H7 halogen headlights **NEW**
16-inch or 17-inch steel wheels⁵⁾
Electrically adjustable and heated exterior mirrors **NEW**

Air conditioning and sun protection

Manual heating
Heat-insulating windows

Driver's workplace

Dash panel with open stowage compartments, drink holders and lockable glove box **NEW**
Two individual seats
"Double Grid" cloth seat upholstery in Titanium Black **NEW**
Steering wheel with height and longitudinal adjustment
Electric windows **NEW**
LED interior lighting with two reading lights in the roof console **NEW**
12 V socket
Durable rubber floor in the cab

Infotainment and connectivity

"Composition Audio" radio system with two speakers, SD card slot, Bluetooth hands-free system and USB port **NEW**

Load compartment

Sliding door, right side
Tailgate without window
Folding lashing eyes
Half-height side trim panels made of hardboard
LED load compartment lighting, can be controlled from the cockpit **NEW**

Driver assistance and safety systems

Electromechanical steering **NEW**
Cross Wind Assist^{8), 9)} **NEW**
Brake assist system
Daytime running lights
Hill Start Assist⁸⁾
Automatic Post-Collision Braking System⁸⁾
Electronic Stabilisation Programme⁸⁾
Anti-lock braking system
Traction control system (ASR)
Electronic differential lock (EDL)
Driver and front passenger airbags
Electronic immobiliser
Seat belt warning for the driver
Central locking system with two remote controls and interior operation **NEW**

1) Please note that these are approximate values and dimensions may vary due to manufacturing tolerances. 2) The maximum trailer weight varies depending on the engine. 3) When four roof load carriers are used. 4) High roof available only with rear wing doors. 5) Depending on the engine/gearbox combination. 6) Option at extra charge. 7) Measured at the floor height of the vehicle. 8) Within the system's limits. 9) Not available for open bodies. Illustrations include options at extra charge. Please contact your local Volkswagen Commercial Vehicles dealer for details of the standard equipment and optional extras available in your country.



One for all.

Transporter Kombi

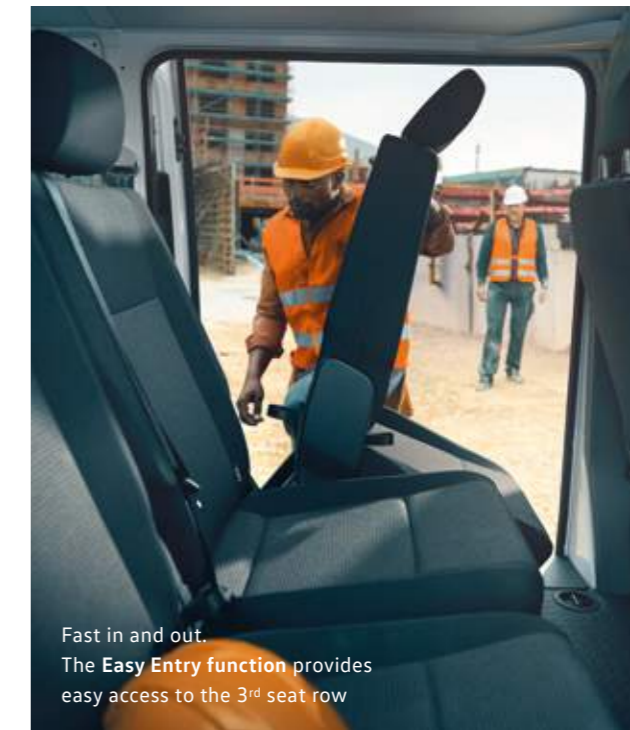
More trips. More heavy-duty use. More tasks. The Transporter Kombi has all the right qualities. With cloth seat upholstery that is particularly immune to dirt and plenty of headroom in the interior, all seats offer the same high level of comfort. At the same time, it is always ready for larger transport tasks thanks to the quickly removable benches and seats.

Highlights

- Space for up to nine persons
- Variable interior
- Wide range of seat variants
- Easy Entry function on both sides – with two sliding doors
- All backrests can be folded down fully
- Hard-wearing seat upholstery **NEW**
- Air conditioning system
- Cross Wind Assist* **NEW**



Simply sit down.
The new cloth seat upholstery is especially immune to dirt.

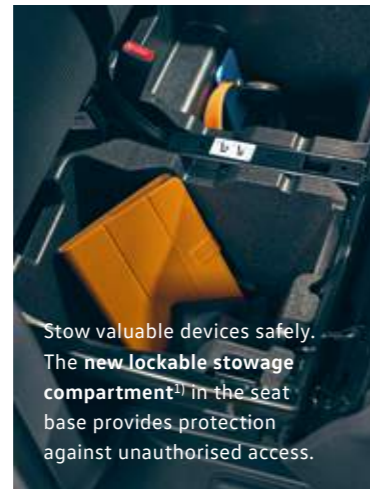


Fast in and out.
The Easy Entry function provides easy access to the 3rd seat row

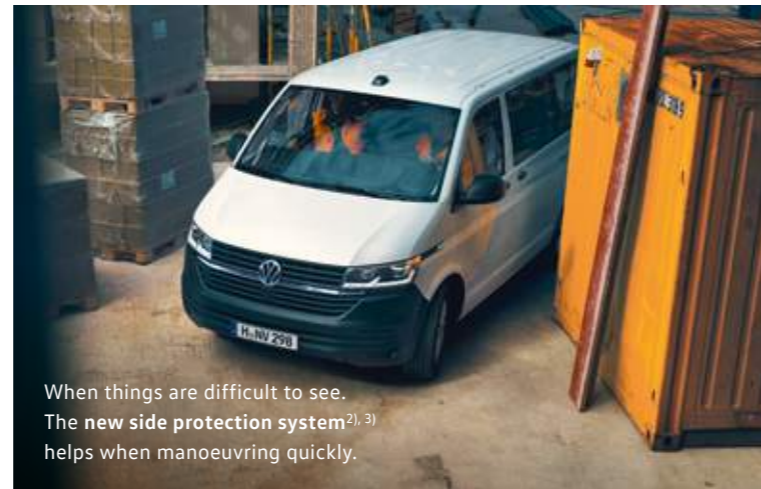




Create a flat surface.
All **backrests** of the benches and individual seats in the passenger compartment can be folded down onto the seat cushions.



Stow valuable devices safely.
The **new lockable stowage compartment**¹⁾ in the seat base provides protection against unauthorised access.



When things are difficult to see.
The **new side protection system**^{2), 3)} helps when manoeuvring quickly.



On-the-spot assistance.
With a maximum opening height of 2,200 mm⁴⁾, the **tailgate** can also be used as protection against the rain.

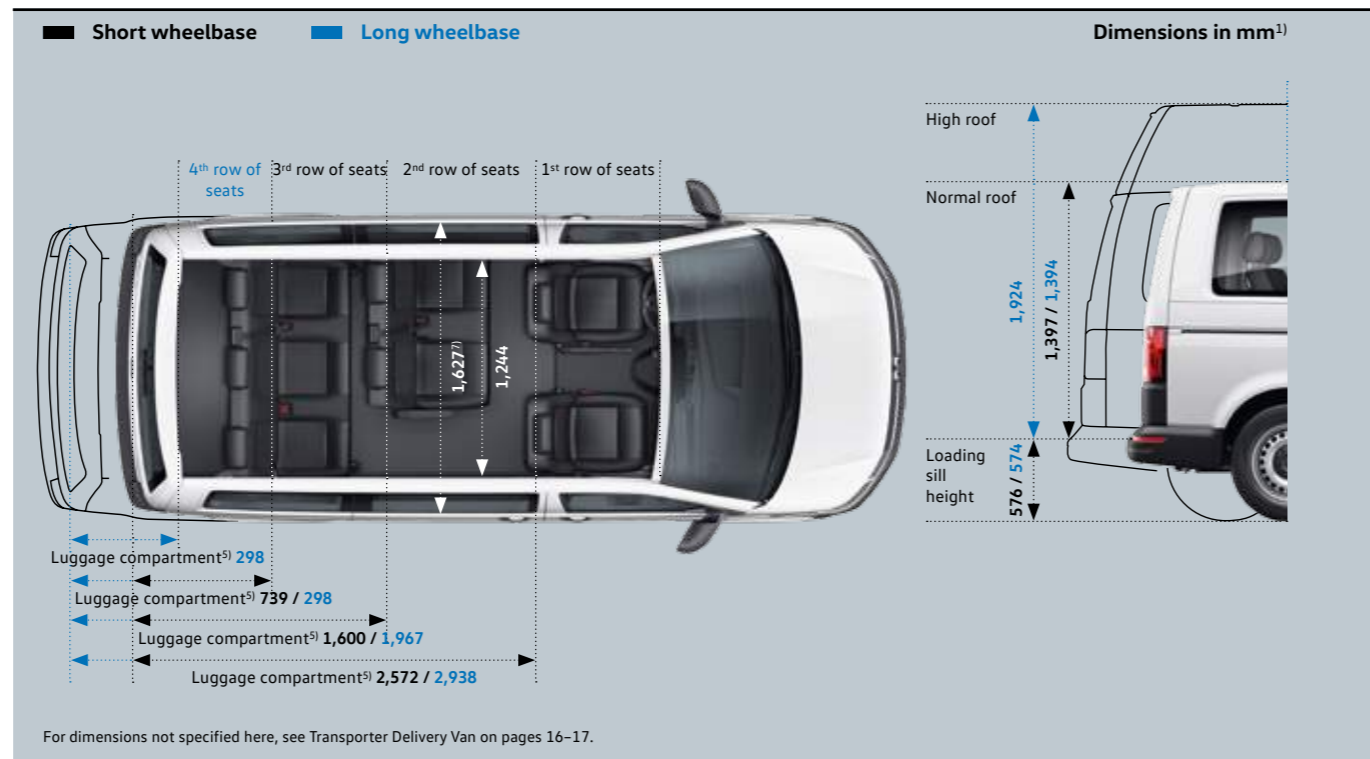
1) Standard equipment for Transporter Dropside Van with one stowage box. Option at extra charge for the Transporter Delivery Van Transporter Kombi and Transporter Delivery Van Plus with two stowage boxes. Not available in combination with under-seat loading function. 2) Option at extra charge. 3) Within the system's limits. Not available for open bodies. 4) Please note that these are approximate values and dimensions may vary due to manufacturing tolerances. Illustrations include options at extra charge. Please contact your local Volkswagen Commercial Vehicles dealer for details of the standard equipment and optional extras available in your country.

Technical data and standard equipment

Transporter Kombi



Dimensions	Normal roof	High roof
	Short/long wheelbase	Long wheelbase
Passenger/luggage compartment Area in m²	4.3 / 5.0	5.0
Sliding door		
Width x height in mm ¹⁾	1,017 x 1,264	1,017 x 1,264
Electric sliding door		
Width x height in mm ¹⁾	954 x 1,282	954 x 1,282
Tailgate		
Width x height in mm ¹⁾	1,473 x 1,290	—
Wing door		
Width x height in mm ¹⁾	1,473 x 1,290	1,473 x 1,694
Turning circle		
in mm ¹⁾	11,900 / 13,200	13,200
Weights (in kg)		
Gross vehicle weight rating	up to 3,200 / up to 3,200	up to 3,200
Maximum trailer weight	up to 2,500 ²⁾ / up to 2,500 ²⁾	up to 2,500 ²⁾
Maximum roof load	150 ³⁾ / 100	100



Exterior

Bumpers, radiator grille, exterior mirror housings, door and tailgate handles in Black
 Radiator grille with double chrome trim strip **NEW**
 H7 halogen headlights **NEW**
 16-inch or 17-inch steel wheels⁸⁾
 Electrically adjustable and heated exterior mirrors **NEW**

Air conditioning and sun protection

Air conditioning in the cab with electronic control
 Heat-insulating windows

Driver's workplace

Dash panel with open stowage compartments, drink holders and also lockable and illuminated glove box **NEW**
 Two individual seats
 "Double Grid" cloth seat upholstery in Titanium
 Black **NEW**
 Steering wheel with height and longitudinal adjustment
 Electric windows **NEW**
 Interior rear view mirror, dimmable
 LED interior lighting with two reading lights in the roof console **NEW**
 12 V socket
 Durable rubber floor in the cab

Infotainment and connectivity

"Composition Audio" radio system with two speakers, SD card slot, Bluetooth hands-free system and USB port **NEW**

Passenger compartment

Side windows
 Sliding door, right side
 Tailgate with window
 Folding lashing eyes
 Plastic loading sill protection
 Plastic step
 Side trim panels made of hardboard
 LED lighting, can be controlled from the cockpit **NEW**

Driver assistance and safety systems

Electromechanical steering **NEW**
 Cross Wind Assist⁹⁾, 10) **NEW**
 Brake assist system
 Daytime running lights
 Hill Start Assist⁹⁾
 Automatic Post-Collision Braking System⁹⁾
 Electronic Stabilisation Programme⁹⁾
 Anti-lock braking system
 Traction control system (ASR)
 Electronic differential lock (EDL)
 Driver and front passenger airbags
 Electronic immobiliser
 Seat belt warning for the driver
 Central locking with two remote controls and interior operation **NEW**

1) Please note that these are approximate values and dimensions may vary due to manufacturing tolerances. 2) The maximum trailer weight varies depending on the engine. 3) When four roof load carriers are used. 4) There are a total of 13 seating packages for the Transporter Kombi with short wheelbase and 20 seating packages for the Transporter Kombi with long wheelbase. 5) Measured at the floor height of the vehicle floor. 6) On the sliding door side, on both sides with two sliding doors. 7) Valid for vehicles with one sliding door. 8) Depending on the engine/gearbox combination. 9) Within the system's limits. 10) Not available for open bodies. Illustrations include options at extra charge. Please contact your local Volkswagen Commercial Vehicles dealer for details of the standard equipment and optional extras available in your country.



Transporter Delivery Van Plus

Changing tasks. Changing teams. Changing work materials. The Transporter Delivery Van Plus offers the necessary flexibility. With its intelligently designed unit consisting of a 3-seater bench seat and high partition, it combines the functions of a Delivery Van and Kombi. The “Trendline” and “Comfortline” interior equipment options offer the desired level of comfort.

Highlights

- Sliding window in the sliding door¹⁾ **NEW**
- 5–6 seats
- Up to 4.4 m³ load compartment volume²⁾
- 3-seater bench seat with high partition wall and window made of safety glass
- Up to 1,994 mm²⁾, ³⁾ load compartment length
- Space for up to 2 Euro pallets
- LED reading lights in the passenger compartment **NEW**
- USB double charging socket **NEW**
- Registered as a commercial vehicle



Everyone is safely seated. The 3-seater bench seat with integrated partition effectively separates the load compartment from the passenger compartment.




Space for everything. The load compartment is perfectly prepared for the many different possible applications for a delivery van.

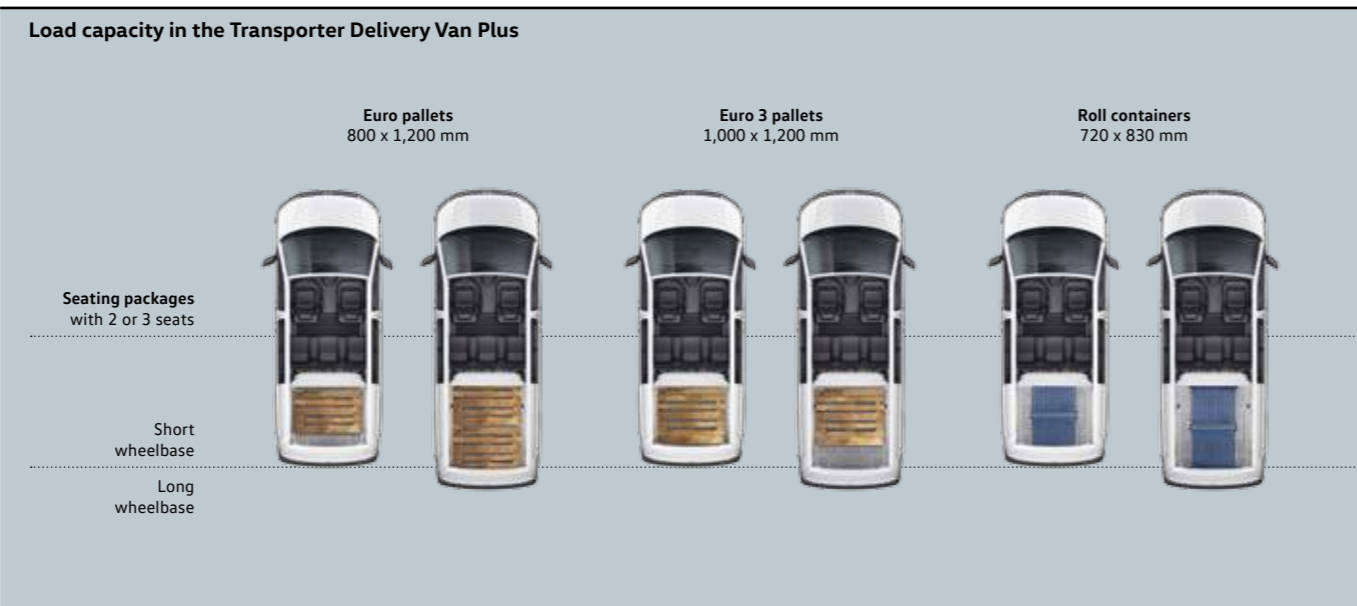
1) As standard in the Transporter Delivery Van Plus “Comfortline”. 2) In the long wheelbase vehicle. 3) Measured at the floor height of the vehicle floor. Please note that the values are approximate and that the dimensions may vary due to production tolerances. Illustrations include options at extra charge. Please contact your local Volkswagen Commercial Vehicles dealer for details of the standard equipment and optional extras available in your country.

Technical data and standard equipment

Transporter Delivery Van Plus



Dimensions	Normal roof Short/long wheelbase
Passenger/luggage compartment Area in m ²	4.3 / 5.0
Sliding door Width x height in mm ¹⁾	1,017 x 1,264
Tailgate Width x height in mm ¹⁾	1,473 x 1,290
Wing door Width x height in mm ¹⁾	1,473 x 1,290
Turning circle in mm ¹⁾	11,900 / 13,200
Weights (in kg)	
Gross vehicle weight rating	up to 3,200 / up to 3,200
Maximum trailer weight	up to 2,500 ²⁾ / up to 2,500 ²⁾
Maximum roof load	100 / 100



Two equipment lines

The Transporter Delivery Van Plus is based on the Transporter Delivery Van. An overview of the standard equipment is provided on pages 16–17. Additionally to the standard equipment of the Transporter Delivery Van, the Transporter Delivery Van Plus is optionally available in the Trendline or Comfortline equipment lines.


Trendline equipment line

Standard equipment of Transporter Delivery Van
Two individual seats at the front, 3-seater bench seat with stowage compartment at rear
ISOFIX and top tether child seat anchors for the outer seats of the 3-seater bench seat **NEW**
"Bricks" cloth seat upholstery in Titanium Black **NEW**
12 V socket and USB double charging socket in passenger compartment **NEW**
Side windows in the passenger compartment
Plastic floor (TPO) in the passenger compartment
High partition with window made of safety glass
High side trim panels in the load compartment **NEW**

Comfortline equipment line

Standard equipment of Transporter Delivery Van
Two individual seats at the front, 3-seater bench seat with stowage compartment at rear
ISOFIX and top tether child seat anchors for the outer seats of the 3-seater bench seat **NEW**
Bricks cloth seat upholstery in Titanium Black **NEW**
12 V socket and USB double charging socket in passenger compartment **NEW**
LED reading lights and fabric-covered headliner in the passenger compartment **NEW**
Side and sliding door trim with drink and bottle holder and other stowage areas
Sliding window in the sliding door **NEW**
Hard-wearing carpet in the passenger compartment
High side trim panels in the load compartment **NEW**

1) Please note that these are approximate values and dimensions may vary due to manufacturing tolerances. 2) The maximum trailer weight varies depending on the engine. 3) Measured at the floor height of the vehicle. Illustrations include options at extra charge. Please contact your local Volkswagen Commercial Vehicles dealer for details of the standard equipment and optional extras available in your country.



Can carry everything.

Transporter Dropside Van

Heavy equipment. Heavy load. Heavy ground. The Transporter Dropside Van offers enormous potential for all these challenges. With a gradeability of 37° and a payload of up to 1,243 kg, it will let hardly anything get in its way. A variety of load platforms, equipment options and seating packages allow adaptation to every job.

Highlights

- Extra durable quality
- Largest platform choice in the segment
- For two to six people plus equipment
- Also as low-loader with single cab
- Clever solutions for securing loads safely
- Sturdy safety fasteners
- Up to 5.7 m² load platform area*



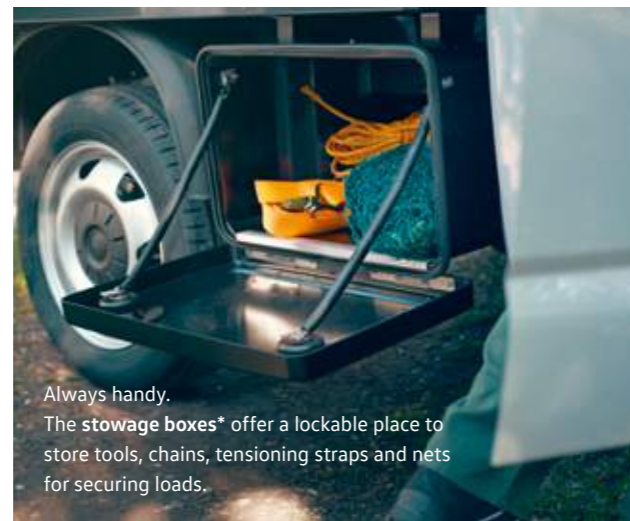
Secure bulky loads. The lashing eyes for securing material and machines are recessed in the floor.



Make long journeys more comfortable. The seats made of dimensionally stable foam remain pleasantly soft even after years.



Take whole teams along.
The **double cab** offers
space for up to six people.



Always handy.
The **storage boxes*** offer a lockable place to
store tools, chains, tensioning straps and nets
for securing loads.




Saves a lot of energy.
The **step** made of stainless and anti-slip
aluminium checker plate facilitates access
to the load platform.



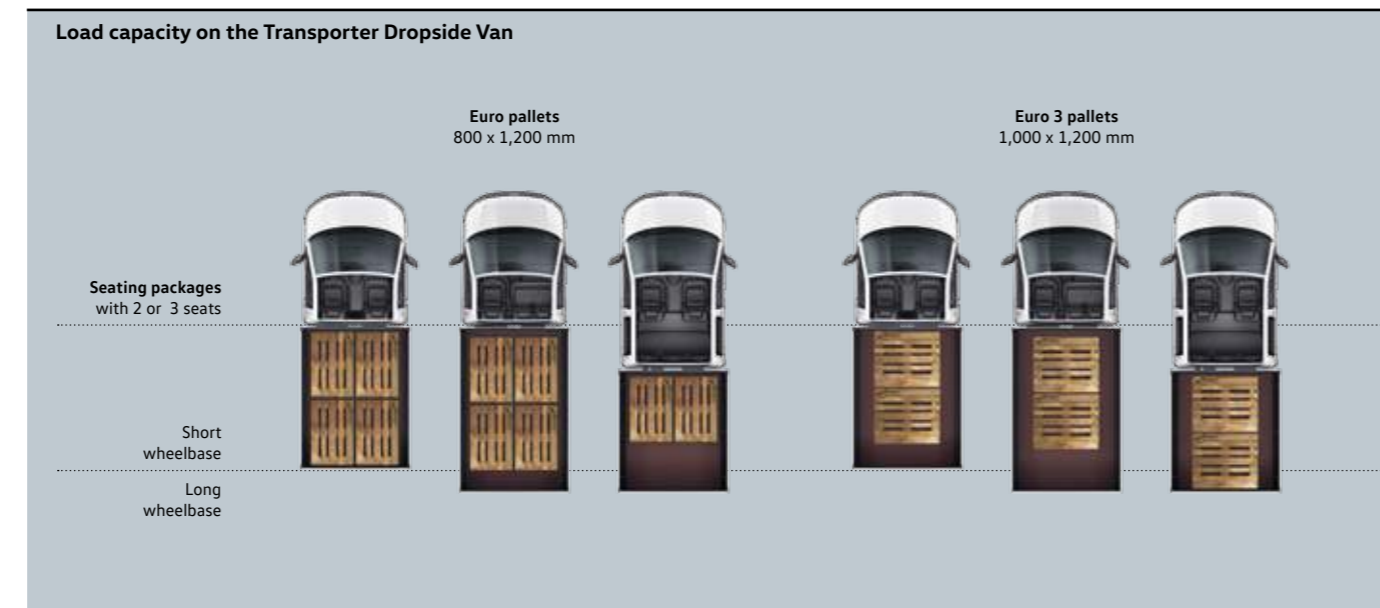
Flexible unloading.
The sturdy **safety fasteners** of the
dropside are designed for long-term
smooth operation.

Technical data and standard equipment

Transporter Dropside Van



Dimensions	Single cab Short/long wheelbase	Double cab Long wheelbase
Load platform area Area in m ²	4.9 / 5.7	5.0
Turning circle in mm ¹⁾	11,900 / 13,200	13,200
Weights (in kg)		
Gross vehicle weight rating	up to 3,000 / up to 3,000	up to 3,000
Maximum trailer weight	up to 2,500 ²⁾ / up to 2,500 ²⁾	up to 2,500 ²⁾



Exterior

Bumpers, radiator grille, exterior mirror housings, door and tailgate handles in Black
Radiator grille with double chrome trim strip **NEW**
H7 halogen headlights **NEW**
16-inch or 17-inch steel wheels⁴⁾
Electrically adjustable and heated exterior mirrors **NEW**

Air conditioning and sun protection

Manual heating
Heat-insulating windows

Driver's workplace

Dash panel with open stowage compartments, drink holders and lockable glove box **NEW**
2-seater front passenger bench seat with lockable stowage compartment⁵⁾
"Double Grid" cloth seat upholstery in Titanium Black **NEW**
Steering wheel with height and longitudinal adjustment
Electric windows **NEW**
Interior rear view mirror, dimmable
LED interior lighting with two reading lights in the roof console **NEW**
12 V socket
Durable rubber floor in the cab

Infotainment and connectivity

"Composition Audio" radio system with two speakers, SD card slot, Bluetooth hands-free system and USB port **NEW**

Passenger compartment (double cab)

Side and rear windows
Two doors
3-seater bench seat
Half-height side trim panels made of hardboard in the rear area

Driver assistance and safety systems

Electromechanical steering **NEW**
Brake assist system
Daytime running lights.
Hill Start Assist⁶⁾
Automatic Post-Collision Braking System⁶⁾
Electronic Stabilisation Programme⁶⁾
Anti-lock braking system
Traction control system (ASR)
Electronic differential lock (EDL)
Driver and front passenger airbags
Electronic immobiliser
Seat belt warning for the driver
Central locking with two remote controls and interior operation⁷⁾ **NEW**

1) Please note that these are approximate values and dimensions may vary due to manufacturing tolerances. 2) The maximum trailer weight varies depending on the engine. 3) Measured at the floor height of the platform. 4) Depending on the engine/gearbox combination. 5) Not available in combination with under-seat loading function. 6) Within the system's limits. 7) Programmable via the optional multifunction display. Illustrations include options at extra charge. Please contact your local Volkswagen Commercial Vehicles dealer for details of the standard equipment and optional extras available in your country.

More customised.

Ideal prerequisites for individual conversions.

When it comes to conversions, the Transporter offers a unique level of adaptability. This starts with the choice of two wheelbases and two roof heights. There are then five weight classes with a gross vehicle weight rating from 2.6 t to 3.2 t. What is more, the chassis can also be individually set up for each vehicle with adaptable springs, shock absorbers and anti-roll bars. An impressive interior height in the load compartment is common to all variants – ideal for installation of shelving.

1) Illustration shows individual bodies and conversions. 2) Please note that these are approximate values and dimensions may vary due to manufacturing tolerances. Illustrations include options at extra charge. Please contact your local Volkswagen Commercial Vehicles dealer for details of the standard equipment and optional extras available in your country.



Workshop vehicle.¹⁾
Everything on board. The equipment includes a flexible load securing package, a module block with work bench and a shelf block.



Refrigerated vehicle.¹⁾
Saves a lot of energy. The aerodynamic refrigeration unit requires 1 kW power for a target temperature of 0°C and ambient temperature of 30°C.



Camper van.¹⁾
Creates great freedom. The Westfalia high-roof concept offers continuous headroom and a double bed with a width of 1,300 mm²⁾.



Ambulance.¹⁾
Offers maximum safety. The ambulance was tested well beyond the requirements of the valid standard. Different model variants are available for adaptation of the ambulance to the respective application.



Emergency doctor's vehicle.¹⁾
Makes helping easier. The high-quality body is configured individually and meets all the criteria of DIN 75079.

Customized**Solution** Premium**Partner**

Your wish. Our solution.
You can find detailed descriptions of all bodies and conversions as well as the contact details of our PremiumPartners at: umbauportal.de. Do not hesitate to call us if you have any questions. Our free hotline: **00800 2878 66 49 33**.

Zero local emissions.



The ABT e-Transporter.

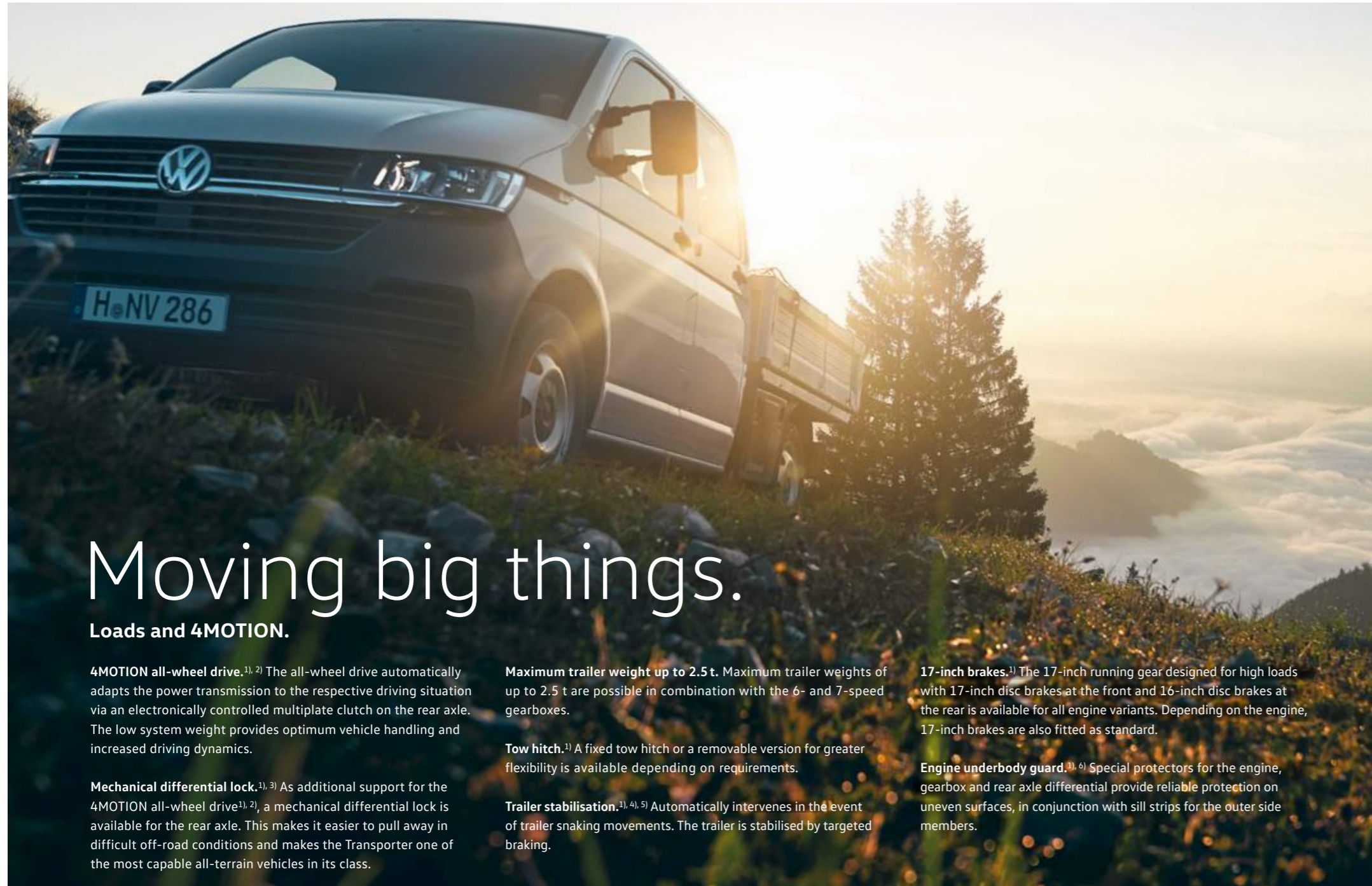
The new ABT e-Transporter from our PremiumPartner ABT e-Line is available with long wheelbase as a Delivery Van* and Kombi*. You order the basic vehicle without an engine from your Volkswagen Commercial Vehicles dealer and then let the dealer manage the conversion to electric drive by ABT e-Line.

The e-Transporter with long wheelbase developed by our PremiumPartner ABT e-Line offers the full load compartment volume of 6.7 m³. It is therefore perfectly suited for professional outfitting with a universal floor and a complete cabinet or workshop system. As a Kombi, the converted vehicle can transport up to nine passengers.

You can find detailed information on the ABT e-models at: vwn.de/elektromodelle



*Power consumption, kWh/100 km: combined 33.8 - 31.7; CO₂ emissions combined, g/km: 0; efficiency class: A+. At your Volkswagen Commercial Vehicles ABT e-Partner you can get a Volkswagen Commercial Vehicles basic vehicle with a power train from our partner ABT e-Line. Illustrations include options at extra charge. Please contact your local Volkswagen Commercial Vehicles dealer for details of the standard equipment and optional extras available in your country.



Moving big things.

Loads and 4MOTION.

4MOTION all-wheel drive.^{1), 2)} The all-wheel drive automatically adapts the power transmission to the respective driving situation via an electronically controlled multiplate clutch on the rear axle. The low system weight provides optimum vehicle handling and increased driving dynamics.

Mechanical differential lock.^{1), 3)} As additional support for the 4MOTION all-wheel drive^{1), 2)}, a mechanical differential lock is available for the rear axle. This makes it easier to pull away in difficult off-road conditions and makes the Transporter one of the most capable all-terrain vehicles in its class.

Maximum trailer weight up to 2.5 t. Maximum trailer weights of up to 2.5 t are possible in combination with the 6- and 7-speed gearboxes.

Tow hitch.¹⁾ A fixed tow hitch or a removable version for greater flexibility is available depending on requirements.

Trailer stabilisation.^{1), 4), 5)} Automatically intervenes in the event of trailer snaking movements. The trailer is stabilised by targeted braking.

17-inch brakes.¹⁾ The 17-inch running gear designed for high loads with 17-inch disc brakes at the front and 16-inch disc brakes at the rear is available for all engine variants. Depending on the engine, 17-inch brakes are also fitted as standard.

Engine underbody guard.^{3), 6)} Special protectors for the engine, gearbox and rear axle differential provide reliable protection on uneven surfaces, in conjunction with sill strips for the outer side members.

The **manual stand regeneration**⁷⁾ process, which was developed particularly with our customers with short trip profiles and also regular journeys at low revs in mind, can help to extend the lifespan of vehicle components through the optimized manageability of the diesel particulate filter regeneration process. In this way, the number of visits to the workshop can be reduced along with periods when the vehicle cannot be used.

The continued high performance of the diesel particulate filter, which is part of the effective emission control process, can only be guaranteed if the particles filtered are combusted during a virtually fully automated regeneration phase. It is often not possible to complete this regeneration phase, which lasts several minutes, in vehicles that are used largely for short trips. As a result, the diesel particulate filter becomes saturated over time and oil is diluted due to the incomplete regeneration phase - this leads to an increase in maintenance requirements.

This problem can be avoided using the carefully designed manual stand regeneration⁷⁾ function, in which the regeneration phase can, using menu functions, be manually postponed or initiated. The function also provides information about future or active regeneration phases.

Your Volkswagen Commercial Vehicles partner will be happy to provide you with further information.



Fully loaded downhill. **Hill Descent Assist**^{1), 3), 4)} governs the engine speed and performs braking interventions when necessary so that you can drive down slopes in a controlled and convenient way.



Up steep hills with a trailer. The **DSG dual clutch gearbox**^{1), 2)} shifts without any interruption in tractive force and adapts itself to the driver's driving style.



1) Option at extra charge. 2) Not available for all engines. 3) Only available in conjunction with the 4MOTION all-wheel drive. 4) Within the system's limits. 5) Only available in conjunction with a tow bar or with preparation for the tow bar. 6) Will be introduced at a later date. 7) Available for Transporter 6.1. Illustrations include options at extra charge. Please contact your local Volkswagen Commercial Vehicles dealer for details of the standard equipment and optional extras available in your country.



“Park Assist” parking steering assistance.^{1), 2), 3)} **NEW**

Assists when parking in perpendicular and parallel parking spaces by automatically performing optimum steering movements.



“Trailer Assist” trailer manoeuvring system.^{1), 2), 3)} **NEW**

Makes it easier to steer a trailer when manoeuvring in perpendicular parking spaces or for precise reversing up to loading ramps and other locations.



Side protection system.^{1), 2), 3)} **NEW**

Monitors the sides of the vehicle while driving and indicates critical approaches to pillars or walls in the Infotainment system display.



Tyre Pressure Monitoring System.^{1), 2), 3), 4)} **NEW**

Informs the driver of the current tyre pressures before and during the journey and warns of pressure loss. Each wheel is fitted with sensors which transmit tyre pressure information.



Dynamic Road Sign Display.^{1), 2)} **NEW**

Detects speed limits, no overtaking signs, time- and weather-related restrictions with a special camera and notifies the driver via the multifunction display.



Cross Wind Assist.^{2), 3)} **NEW**

Stabilises the vehicle in strong gusty cross winds through automatic braking interventions.



“Lane Assist” lane keeping system.^{1), 2), 3), 5)} **NEW**

Detects the lane you are driving in using a multifunction camera and keeps the vehicle in the lane with steering interventions.



Rear Traffic Alert.^{1), 2)} **NEW**

Provides assistance when reversing out of a parking space. The vehicle applies a braking intervention if the driver does not react to the acoustic warning when critically close to another vehicle.



Adaptive Cruise Control ACC including Front Assist area monitoring system with City Emergency Braking.^{3), 2)}

Adjusts the speed of your vehicle to the speed of the vehicle in front by applying automatic braking interventions, thus maintaining the distance specified by the driver.



Hill Descent Assist.^{3), 2), 6)}

Allows you to descend slopes in a controlled and comfortable way by regulating the engine speed and applying the brakes as necessary.

Arrive safely.

The modern driver assistance systems.

1) Option at extra charge. 2) Within the system's limits. 3) Not available for open bodies. 4) Not available in conjunction with the Composition Audio radio system. 5) The driver must be prepared at all times to override the assist systems. They are not released from their responsibility to drive with the utmost care. 6) Only available in conjunction with the 4MOTION all-wheel drive. Please contact your local Volkswagen Commercial Vehicles dealer for details of the standard equipment and optional extras available in your country.



Smarter connection.

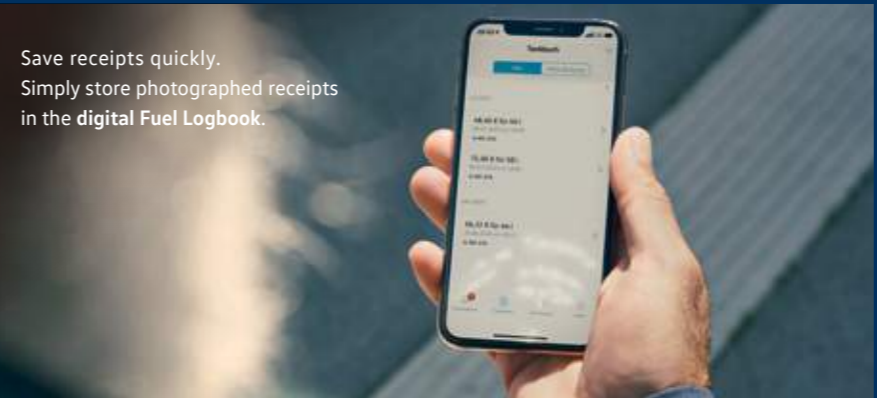
The fleet management system We Connect Fleet^{1), 2)}.

More efficient fleet management.

We Connect Fleet^{1), 2)} is the modern fleet management system that offers fast and easy access to important vehicle and fleet information. Whether you are managing logbooks digitally or checking up on costs and consumption: you can now manage your Volkswagen Commercial Vehicles and many vehicles from other manufacturers³⁾ even more quickly and efficiently using the associated online portal and the app. This saves time and eases your daily workload.

We Connect Fleet^{1), 2)} provides:

- Digital Logbook
- Fuel Logbook
- Maintenance Management^{4), 5)}
- Consumption Analyser
- GPS Tracking & Route Information⁶⁾
- Fleet Driving Efficiency



Save receipts quickly. Simply store photographed receipts in the digital Fuel Logbook.

Comfort and Infotainment with We Connect^{7), 8)}.

The infotainment systems provide access to the free services of the basic package and the premium services of We Connect Plus^{7), 9)}.

We Connect^{7), 8)} offers:

- Breakdown Call **NEW**
- Parking Position
- Automatic Accident Notification **NEW**
- Vehicle status
- Doors & Lights
- Vehicle Health Report
- Driving Data
- Service Scheduling

We Connect Plus^{7), 9)} offers:

- Online Traffic Information **NEW**
- Online Map Update **NEW**
- Online Route Calculation
- Filling Stations and Charging Stations
- Parking Spaces
- Online Voice Control **NEW**
- Online Import of Destination **NEW**
- Media Streaming¹⁰⁾ **NEW**
- Area Alert
- Online Anti-Theft Alarm
- Online Auxiliary Heater¹¹⁾
- Internet Radio¹⁰⁾ **NEW**
- Wi-Fi hotspot¹⁰⁾ **NEW**
- Speed Alert
- Horn & Turn Signals



Moving intelligently in traffic. With the **Online Traffic Information**, you always have access to real-time traffic information.

1) In order to use We Connect Fleet services, you must create a business user account via connectfleet.io. Furthermore, you must also conclude a separate Connect Fleet contract online with Volkswagen AG. In order to use the services for the full duration of the agreed free usage term, please see the information on the individual activation deadlines after vehicle delivery in the Terms of Use at <https://connectfleet.io/>. Additional charges are incurred from the second year if the term is actively extended. Only available in conjunction with a compatible Infotainment system. 2) Option at extra charge. 3) When using a Link 610 We Connect Fleet is compatible with Crafter from model year 2017, Caddy from model year 2015, Transporters 6 from model year 2015 and a range of other vehicles not belonging to the Volkswagen Group. 4) Only available with a second-generation or later Volkswagen telematics box. 5) Appointments must be scheduled with the Volkswagen Commercial Vehicles dealer. 6) Only available with third-generation Volkswagen telematics. 7) To use We Connect, you need a Volkswagen ID user account and must log in to We Connect with your user name and password. You also need to conclude a separate We Connect contract or We Connect Plus contract online with Volkswagen AG. For We Connect Plus, you have 90 days after vehicle handover to register the vehicle at portal.volkswagen-we.com to be able to use the services for the full period of

validity free of charge. Only available in conjunction with a compatible Infotainment system. 8) Option at extra charge with the Composition Audio radio system. As standard with all higher-level Infotainment systems. 9) At an extra charge in the event of renewal from the second year onwards. 10) Only available in conjunction with the Streaming & Internet package. 11) The service is compatible with the most auxiliary coolant heaters. It is not compatible with vehicles which feature an auxiliary air heater. Illustrations include options at extra charge. Please contact your local Volkswagen Commercial Vehicles dealer for details of the standard equipment and optional extras available in your country.

Exterior



01 Electrically adjustable, heated and folding exterior mirrors. **NEW** Fold automatically inward towards the vehicle when the vehicle is locked by means of remote control. | KA | KO | KP | PR |

02 "Bulli" badge. The badge in chrome finish is located next to the turn signal repeater. | KA | KO | KP | PR |

03 LED tail lights. Long-life and energy-saving LED technology for vehicles with tailgate. | KA | KO | KP |

04 LED head lights. Gives the vehicle an attractive signature with a large headlight and high light volume at the same time. | KA | KO | KP | PR |

H7-Halogen headlights. **NEW** Ensure optimum visibility at night thanks to long range and excellent lateral illumination. | KA | KO | KP | PR |



05 Exterior package. Shines thanks to exterior mirrors, door handles and bumpers painted in the vehicle colour. | KA | KO | KP |

Driver's workplace



06 LED interior lighting with two reading lights in the roof console. **NEW** Provide pleasant light for working. | KA | KO | KP | PR |

07 Electric lumbar support. Permits individual seating comfort with continuous adjustment in four directions. | KA | KO | KP | PR |

2-seater front passenger seat bench with lockable stowage compartment. **NEW** Has a separate key for opening and locking. | KA | KO | KP | PR |

Stowage compartment for the 2-seater front passenger bench seat. A fold-out stowage compartment with drink and pen holder is integrated in the backrest. | KA | KO | KP | PR |

"Plus" multifunction display. Displays current information, including the outside temperature, range, average speed and fuel consumption. | KA | KO | KP | PR |

"Premium" multifunction display. **NEW** Displays important driving and vehicle information in 3D and in colour. | KA | KO | KP | PR |

Digital tachograph. **NEW** Complies with the EU Directive for motor vehicles valid since June 2019. | KA | KO | KP | PR |

Leather-covered multifunction steering wheel. Makes it easier to operate various systems when driving. | KA | KO | KP | PR |

Electromechanical power steering. **NEW** The speed-dependent steering improves the driving feeling and safety. | KA | KO | KP | PR |

230 V socket (on the driver's seat frame). **NEW** Supplies rechargeable tool batteries and laptops with 230 V AC. | KA | KO | KP | PR |

12 V socket in the centre storage compartment. Supplies smartphones and other electrical devices with 12 V DC. | KA | KO | KP | PR |

Infotainment and connectivity



08 "Composition Audio" radio system **NEW** The system with monochrome display, 2 x 20 watts output and two loudspeakers has an SD card slot, one USB port and one Bluetooth interface. | KA | KO | KP | PR |

09 "Composition Colour" radio system **NEW** The system with a 16.5 cm (6.5-inch) colour touch display, 4 x 20 watts output and four loudspeakers has an SD card slot, two external USB ports, one Bluetooth interface, and supports We Connect⁴⁾,⁵⁾ basic services as well as selected We Connect Plus⁴⁾,⁶⁾ services. | KA | KO | KP | PR |

"Discover Media" navigation system.³⁾ The system with a 20.3 cm (8-inch) colour touch display incl. proximity sensors, 4x20 watts output and four loudspeakers offers hybrid navigation, a choice of map options, free online map updates, 32 GB of media storage, two external USB ports and one Bluetooth interface, hybrid voice control and Internet radio. The system supports wireless⁷⁾ AppConnect, We Connect⁴⁾,⁵⁾ and We Connect Plus⁴⁾,⁶⁾. | KA | KO | KP | PR |

"Comfort" mobile phone interface with inductive charging function.⁸⁾ Improves reception and permits wireless charging of compatible devices. | KA | KO | KP | PR |

Voice control.⁹⁾ Use your voice to control a range of telephone, navigation and audio functions. | KA | KO | KP | PR |

Additional USB port. In conjunction with the Discover Media navigation system, this option adds an additional charging point for smartphones and other devices in the centre storage compartment. | KA | KO | KP | PR |

1) Not available in combination with under-seat loading function. 2) Not available in conjunction with 2-seater front passenger seat bench and second battery. 3) Also available with DAB+ and comfort telephony upon request. 4) To use We Connect services, you need to have a Volkswagen ID user account, and must log into We Connect with your username and password. In addition, a separate We Connect contract or We Connect Plus contract must be concluded online with Volkswagen AG. For We Connect Plus, you have 90 days from the handover of the vehicle to register the vehicle at vwn.de/mod, and use the services for the full duration of the agreed free period. 5) Option at extra charge with the Composition Audio radio system. As standard with all higher-level Infotainment systems. 6) At an extra charge in the event of renewal from the second year onwards. 7) Only available in conjunction with a CarPlay-capable device from the Discover Media navigation system. 8) Only available in conjunction with the Composition Colour radio system and the Discover Media navigation system. 9) Only available in conjunction with the Discover Media navigation system. Illustrations include options at extra charge. Please contact your local Volkswagen Commercial Vehicles dealer for details of the standard equipment and optional extras available in your country.

Load compartment, passenger compartment and load platform



01 High side panel trim (hardboard).¹⁾ Full-height protection of the side panels from the floor to the roof frame. | KA | KO | KP |

Dropside panel trim (hardboard). Prevents the dropsides being dented by slipping loads. This option is not available for the low-loader. | PR |

02 Lashing rails (floor, sides). Offer high load capacity for tensioning straps. | KA |



03 Universal floor (for fittings). The ideal preparation for subsequent installation of cabinet systems from various manufacturers.²⁾ Special adapters³⁾ in the recesses in the floor covering permit flexible installation of cabinet systems at any time without gluing or drilling. Subsequent removal of the floor leaves only minimum traces. | KA |



04 Anti-slip, washable rubber floor. Increases safety through an anti-slip surface that extends over the loading sill and the step lighting. | KA | KO | KP |



05 Lashing eyes (folding). Allow loads to be optimally secured on the floor. The maximum tensile force of 250 daN can be optionally increased to 470 daN. | KA | KO | KP | PR |

06 Tow hitch, rigid, maximum trailer weight up to 2.5 t.⁴⁾ Features a trailer stabilisation function⁵⁾ of the Electronic Stabilisation Programme. | KA | KO | KP | PR |

07 Tow hitch, removable, maximum trailer weight up to 2.5 t, including trailer stabilisation.^{4), 5)} Can be fitted and removed quickly and without fuss. | KA | KO | KP |

Partition with 3-seater bench seat, including storage areas, ISOFIX and top tether anchor points for the outer seats. **NEW** Offers comprehensive protection and comfort, also for the child seats of the smallest passengers. | KP |

Modular seat attachment system. Allows the 3-seater bench seat to be installed in every seat row. Mounting points and seat belts are provided for all seats. | KO |

12 V socket. Allows smartphones to be charged in the passenger compartment, among other things. | KO | KP |

Bench seats and seats including ISOFIX and top tether. Makes it easier to install child seats. | KO |

Sliding door, left side Speeds up loading and unloading and increases comfort for getting in and out of the vehicle. | KA | KO | KP |

Electric power closing for sliding doors. Makes it easier to close the sliding doors. | KA | KO | KP |

Electric sliding doors. Also function reliably on uphill and downhill gradients and feature a roll-back function to prevent injuries. | KA | KO | KP |



08 Loading sill protection (rear bumper).⁶⁾ Protects the painted rear bumper from scratches when loading and unloading. The plastic trim is available in Silver or Black. | KA | KO | KP |

09 High partition, closed. Fully separates the load compartment from the cab. | KA | KO |

Metal grille above 3-seater bench seat at rear. **NEW** Prevents loads sliding through in the head area. | KO |

Mesh/perforated partition (C-pillar). **NEW** In addition to the metal grille, also protects the back and foot areas of the passenger compartment against slipping loads. | KO |



10 Partition, high with window. The window is made of safety glass. | KA | KO |

11 Partition, high with sliding window. Offers a flexible opening between the cab and load compartment. | KA | KO |

Partition, half-height Maintains the many seat adjustment options in the cab. | KA | KO |



12 Tailgate without window. Allows convenient loading and unloading with a large opening height of max. 2,200 mm⁷⁾. | KA | KP |

13 Tailgate with window. Improves visibility to the rear thanks to a particularly large window. | KA | KO | KP |

Electric tailgate.⁸⁾ Can be operated with the vehicle key for convenient and safe handling. Sensors detect whether the tailgate has sufficient space to open and the roll-back function stops the tailgate from closing if it encounters an obstacle. | KA | KO | KP |



14 Rear wing doors. Rear wing doors are standard for models with high roof. | KA | KP |

15 Rear wing doors with window. Extend the field of vision thanks to a narrow centre pillar in combination with extra-wide windows. Standard for the Kombi with high roof. | KA | KO | KP |



1) Can lead to an extended delivery period. 2) The respective body builder is responsible for the correct and safe installation of the cabinet systems installed on the universal floor. 3) Not included in the scope of delivery. 4) The maximum trailer weight varies depending on the engine. 5) Only available in conjunction with a tow bar or with preparation for the tow bar. Within the system's limits. 6) The illustration shows the Multivan Highline. 7) Please note that these are approximate values and dimensions may vary due to manufacturing tolerances. 8) Only in conjunction with central locking, heated rear window, rear windscreen wiper and ParkPilot. Illustrations include options at extra charge. Please contact your local Volkswagen Commercial Vehicles dealer for details of the standard equipment and optional extras available in your country.

Air conditioning and sun protection

01



02



01 Roof fan. Ventilates the load and passenger compartments. | KA | KO | KP |

02 Additional load compartment ventilation (vent openings). Ventilates the load compartment and prevents the rear window from misting up. | KA | KP |

Seat heating for driver and front passenger. This is separately controllable and heats the seat cushion and backrest surfaces. Also available for the 2-seater front passenger bench seat. | KA | KO | KP | PR |

Heated windscreen. Ensures good visibility in cold and damp weather. The heating elements are integrated into the window. | KA | KO | KP | PR |

Rear window heating. Quickly and reliably ensures a clear view to the rear. | KA | KO | KP |

Supplementary heating system (passenger/load compartment). Increases heating output with a second heat exchanger and a vent at the C-pillar. | KA | KO | KP | PR |

Auxiliary air heater. This is programmed via the central control units or remote control and keeps the interior pleasantly warm for up to 48 h in continuous operation with 2,500 W. | KA | KO | KP | PR |

Auxiliary water heater (auxiliary heating system). Supports the vehicle heating system and can be set to preheat the vehicle. The hot air flows into the interior via vents in the dash panel. | KA | KO | KP | PR |

Air conditioning system in the cab with electronic control. You can use the infinitely adjustable control to set your preferred comfortable temperature. | KA | KO | KP | PR |

Battery and alternator with increased capacity. The alternator power is increased to up to 250 Ah and the battery power to 92 Ah. | KA | KO | KP | PR |

Sliding windows (in sliding doors).¹⁾ New handles make it even easier to open and close the side windows. | KA | KO | KP |

Privacy glass. Increases privacy by means of dark-tinted windows in the passenger compartment. | KA | KO |

Black solar protection film. Allows only 37% of solar radiation into the passenger compartment. | KO | KP |

Safety systems

03



03 eCall. After an accident, automatically transmits the time, position and number of vehicle occupants to the emergency call centre and establishes a voice connection. The system is activated by a crash sensor or manually via the emergency call button. Available with the Composition Colour radio system and above. | KA | KO | KP | PR |

Driver and front passenger airbags. | KA | KO | KP | PR |

Automatic Post-Collision Braking System.²⁾ Initiates braking after a collision. | KA | KO | KP | PR |

Electronic Stabilisation Programme.²⁾ Prevents the vehicle from breaking away in danger situations. | KA | KO | KP | PR |

Anti-lock braking system. Prevents the wheels from locking and thus maintains steerability. | KA | KO | KP | PR |

Traction control system (ASR). Prevents the wheels from spinning. | KA | KO | KP | PR |

Electronic differential lock (EDL). Brakes the spinning wheel and therefore improves traction for moving forward. | KA | KO | KP | PR |

Central locking with two remote controls and interior operation. **NEW** Pressing the remote control opens all the doors or only the driver door. | KA | KO | KP | PR |

Safety tape. Improves visibility of the vehicle. | KA | KO | KP | PR |

Electric childproof lock. The sliding doors can be locked separately from the cockpit using buttons. | KA | KO | KP | PR |

Sliding doors with roll-back function. Provides protection against possible injuries. | KA | KO | KP |





Seat upholstery

01 “Double Grid” upholstery in Titanium Black **NEW** | KA | KO | PR |

02 “Bricks” upholstery in Titanium Black **NEW** | KA | KO | KP | PR |

03 “Robusta” strong upholstery in Palladium³⁾ **NEW** | KA | KO | PR |

04 “Mesh” leatherette upholstery in Palladium | KA | KO | KP | PR |



1) As standard with the Transporter Delivery Van Plus Comfortline. 2) Within the system's limits. 3) Only available for the first seat row. The illustrations on these pages can only be used as a guide because the colours and materials cannot be reproduced realistically in print. Illustrations include options at extra charge. Please contact your local Volkswagen Commercial Vehicles dealer for details of the standard equipment and optional extras available in your country.

Paint finishes



Candy White/Ascot Grey^{1) NEW} | KA | KO | KP |

Metallic paint finishes



Reflex Silver²⁾ | KA | KO | KP | PR |



Indium Grey²⁾ | KA | KO | KP | PR |



Starlight Blue²⁾ | KA | KO | KP | PR |



Ravenna Blue^{NEW} | KA | KO | KP | PR |



Mojave Beige | KA | KO | KP | PR |



Copper Bronze^{NEW} | KA | KO | KP | PR |



Fortana Red^{NEW} | KA | KO | KP | PR |



Bay Leaf Green^{NEW} | KA | KO | KP | PR |

Two-tone and pearl effect paint finishes



Mojave Beige/Deep Black^{1) NEW} | KA | KO | KP |



Reflex Silver/Indium Grey^{1) NEW} | KA | KO | KP |



Reflex Silver/Starlight Blue^{1) NEW} | KA | KO | KP |



Reflex Silver/Fortana Red^{1) NEW} | KA | KO | KP |



Candy White/Copper Bronze^{1) NEW} | KA | KO | KP |



Candy White/Bay Leaf Green^{1) NEW} | KA | KO | KP |



Deep Black | KA | KO | KP |

Solid paint finishes



Candy White | KA | KO | KP | PR |



Ascot Grey²⁾ NEW | KA | KO | KP | PR |



Cherry Red²⁾ | KA | KO | KP | PR |



Bright Orange²⁾ | KA | KO | KP | PR |



Pure Grey | KA | KO | KP | PR |

1) Not available in conjunction with rear wing doors, high roof and Transporter Dropside Van. 2) This paint finish is also available as an option at extra charge in combination with the high roof. The illustrations on these pages can only be regarded as a general guide as the printing process cannot render the colours with absolute accuracy. Illustrations include options at extra charge. Please contact your local Volkswagen Commercial Vehicles dealer for details of the standard equipment and optional extras available in your country.

Wheels

Winter tyres. Winter tyres are available for the 16-inch and 17-inch steel wheels, for the Clayton 16-inch alloy wheels and the Devonport 17-inch alloy wheels. | KA | KO | KP | PR |

18-inch



"Springfield" alloy wheel
8 J x 18. In Silver.
With 255/45 R 18 tyres.
| KA | KO | KP |

"Springfield" alloy wheel²⁾
8 J x 18. In Black.
With 255/45 R 18 tyres.
| KA | KO | KP |

"Palmerston" alloy wheel
8 J x 18. In Black,
gloss-machined finish.
With 255/45 R 18 tyres.
| KA | KO | KP |

"Teresina" alloy wheel ^{NEW}
8 J x 18. In Black,
gloss-machined finish.
With 255/45 R 18 tyres.
| KA | KO | KP |



Steel wheel with centre cap¹⁾
7 J x 17. With 235/55 R 17 tyres.
| KA | KO | KP | PR |

"Aracaju" alloy wheel ^{NEW}
7 J x 17. In Silver.
With 235/55 R 17 tyres.
| KA | KO | KP | PR |

"Aracaju" alloy wheel²⁾ ^{NEW}
7 J x 17. In Black,
gloss-machined finish.
With 235/55 R 17 tyres.
| KA | KO | KP |

"Devonport" alloy wheel
7 J x 17. In Silver.
With 235/55 R 17 tyres.
| KA | KO | KP | PR |

"Woodstock" alloy wheel
7 J x 17. In Black,
gloss-machined finish.
With 235/55 R 17 tyres.
| KA | KO | KP |

"Posada" alloy wheel ^{NEW}
7 J x 17. In Black,
gloss-machined finish.
With 235/55 R 17 tyres.
| KA | KO | KP |

16-inch



Steel wheel with centre cap¹⁾
6 ½ J x 16. With 215/65 R 16 tyres.
| KA | KO | KP | PR |

Steel wheel with full wheel cover ^{NEW}
6 ½ J x 16. With 215/65 R 16 tyres.
| KA | KO | KP | PR |

"Clayton" alloy wheel
6 ½ J x 16. In Silver.
With 215/65 R 16 tyres.
| KA | KO | KP | PR |

17-inch

¹⁾ Depending on the engine/gearbox combination. ²⁾ Only available in conjunction with the EDITION package. Our vehicles are equipped with summer tyres as standard. Your Volkswagen Commercial Vehicles dealer will be pleased to advise you. Please contact your local Volkswagen Commercial Vehicles dealer for details of the standard equipment and optional extras available in your country.

EDITION



EDITION package.¹⁾ Gives the Transporter an individual look. The “Aracaju” 17-inch alloy wheels²⁾ in Black, fog lights and tinted LED tail lights are particularly striking³⁾. Vehicles with windows in the passenger and load compartment also have black decorative film⁴⁾ on the B-pillars and privacy glass. Further details include the roof and exterior mirrors in gloss Black as well as door handles and bumpers in the vehicle colour. The package is completed by the black decorative film⁴⁾ with EDITION lettering on the side sills and at the rear. Tailored to the equipment package, the optional paint finishes Ravenna Blue, Copper Bronze, Bay Leaf Green and Fortana Red are also available in addition to the solid paint finishes Pure Grey and Ascot Grey.

¹⁾ Optional equipment at extra cost. Only available for the Transporter Delivery Van, Transporter Kombi and Transporter Delivery Van Plus with short wheelbase and normal roof. ²⁾ The Aracaju 17-inch alloy wheels in Black or Springfield 18-inch alloy wheels in Black are available as options exclusively for the EDITION package. You can find the alloy wheels on pages 52–53. ³⁾ Not available in conjunction with rear wing doors. ⁴⁾ After one to three years, decorative films may show signs of use and ageing, especially when exposed to direct sun. In very hot climates already during the first year.

If the decorative film remains on the vehicle for a longer period, visual differences may become apparent between the area of the paint finish protected by the decorative film and the uncovered areas. Illustration includes options at extra charge. Please contact your local Volkswagen Commercial Vehicles dealer for details of the standard equipment and optional extras available in your country.

The Transporter 6.1

065.1192.07.18, Printed in Germany

Issue: July 2020

Subject to change without notice

volkswagen-commercial-vehicles.com

More information is available at www.de/anschlussgarantie

The consumption and emission figures listed have been determined in accordance with the measuring method prescribed by law. Since 1st September 2017, said new vehicles have already been tested in accordance with the Worldwide Harmonized Light Vehicles Test Procedure (WLTP). This is a more realistic test procedure for measuring fuel consumption and CO₂ emissions. As of 1st September 2018, the WLTP will successively replace the New European Driving Cycle (NEDC). Due to the more realistic testing conditions, the fuel consumption and CO₂ initial values measured using the WLTP test procedure are frequently higher than those measured using NEDC. Further information about the differences between WLTP and NEDC is available at volkswagen-nutzfahrzeuge.de/de/unternehmen/wltp-nefz.html.

Currently, specification of the NEDC values is still mandatory. In the case of new vehicles with type approval as per WLTP, the NEDC values are derived from the WLTP values. The additional specification of the WLTP values is voluntary until their use becomes mandatory. If the NEC values are specified as ranges, they do not refer to a particular, individual vehicle and do not constitute part of the offer. They are purely for comparison purposes between the various types of vehicle. Additional equipment and accessories (attachments, tyre size, etc.) may change relevant vehicle parameters such as weight, rolling resistance and aerodynamics, thus affecting fuel consumption, electricity consumption, CO₂ emissions and driving performance values beyond the effects of weather, traffic conditions and personal driving style.

Further information regarding official fuel consumption and the official, specific CO₂ emissions for new passenger vehicles can be found in the "Guidelines on fuel consumption, CO₂ emissions and electricity consumption of new cars" which is available free of charge from all points of sale and DAT Deutsche Automobil Treuhand GmbH, Hellmuth-Hirth-Str. 1, 73760 Ostfildern-Scharnhausen, Germany or at www.dat.de.

Efficiency classes evaluate vehicles on the basis of CO₂ emissions, taking into account the vehicle's kerb weight. Vehicles corresponding with the average are given a D rating. A+, A, B or C ratings are given to vehicles which are better than the present-day average. and E, F or G to those below that average.

The coolant R134a it is utilised in the vehicle class N1. The T6.1 with the vehicle class M1 utilises the coolant R1234yf in combination with an air conditioning system. The GWP value of the coolant utilised is 1,430 (coolant R134a) and 4 (coolant R1234yf). The filling quantity is 585 to 615 g.

Your Volkswagen Commercial Vehicles dealer

The vehicles shown in this catalogue may be equipped with optional extra at additional cost. All of the information regarding equipment and technical data is based on the characteristics of the German market and corresponds to the knowledge available at the time of printing. Your local Volkswagen dealer will be happy to provide you with details on the products available in your country. Subject to change without notice. DSG® and 4MOTION® are registered marks of Volkswagen AG and other companies in the Volkswagen Group in Germany and in other countries. The fact that a mark is not shown with an ® sign in this document cannot be interpreted as meaning that this mark is not a registered mark and/or that this mark can be used without prior approval in writing from Volkswagen AG. Volkswagen provides for the return and recycling of end-of-life vehicles. As such, all Volkswagen vehicles can be recycled and, subject to fulfilment of legal prerequisites, can be returned free of charge. Further information is available from your Volkswagen dealer, on the Internet at volkswagen.com or in the Federal Republic of Germany via the free-call phone number 0800 – VOLKSWAGEN (0800 – 86 55 79 24 36).

The use of mobile online services from We Connect is made possible by an integrated Internet connection. Where network coverage is available, the data costs incurred in this context within Europe are borne by Volkswagen AG, with the exception of Streaming & Internet services. To use the Streaming & Internet services and the wireless internet hotspot, data bundles can be bought via an external mobile communications partner, Cubic Telecom, and used within many European countries where network coverage exists. Information on prices and supported countries is available at vw.cubiclecom.com. Alternatively, it is possible to use Internet radio, hybrid radio, and media streaming via a mobile end device (for example a smartphone) that is enabled to function as a mobile wireless internet hotspot. In this case, the corresponding services are available only in conjunction with an existing or separately concluded mobile contract between you and your mobile provider, and only where coverage by the corresponding mobile network is available. Depending on your mobile phone tariff, receiving data from the Internet may incur additional charges, particularly if you are using the phone abroad (e.g. roaming charges). To be able to use the free We Connect app, you need a smartphone with a suitable iOS or Android operating system and a SIM card with a data package as part of an existing mobile phone contract between you and your mobile phone company or with a contract concluded separately for this purpose. The availability of the individual We Connect and We Connect Plus services described in the packages may vary from country to country. The services are available during the agreed contractual period and may be subject to amendments or ceased throughout the duration of the contract. For more information, visit www.de/mod or contact your Volkswagen Commercial Vehicles dealer. For information regarding your mobile phone tariff, please contact your network provider.